Ala concreto D=60cm

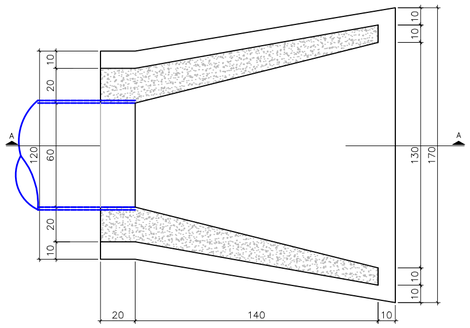

* UTILIZAR CONCRETO fck = 20 MPa

PLANTA BAIXA ALA TUBO D=60
Esc. 1:25

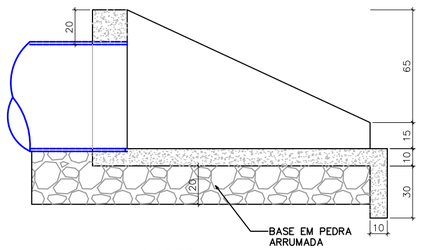

CORTE AA
Esc. 1:25

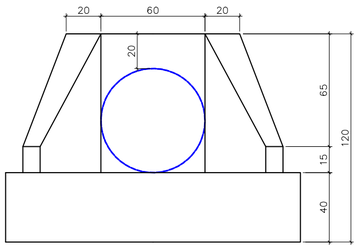

VISTA FRONTAL ALA TUBO D=60
Esc. 1:25

Caixa de Junção D=60cm

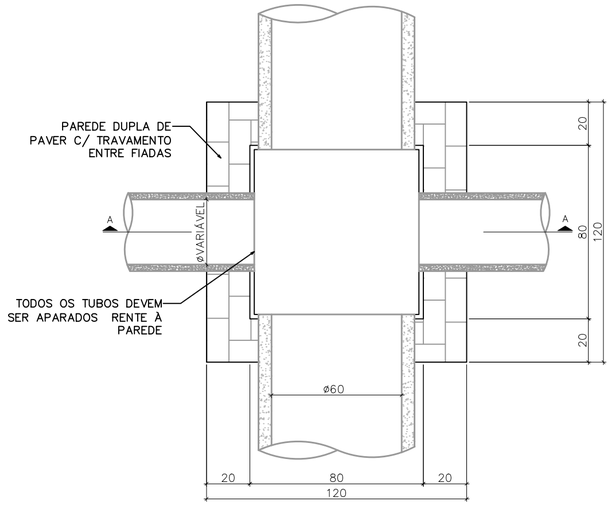

PLANTA BAIXA CAIXA DE JUNÇÃO TUBO D=60
ESC. 1:20

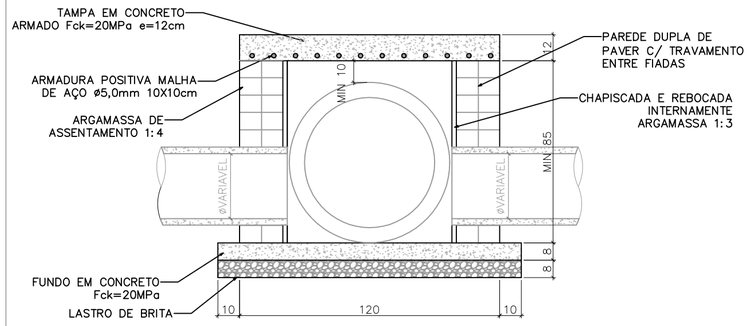

CORTE A–A CAIXA DE JUNÇÃO TUBO D=60
ESC. 1:20

Caixa coletora

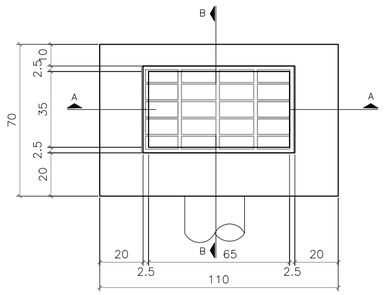

PLANTA ALTA CAIXA CAPTAÇÃO
ESC. 1:25

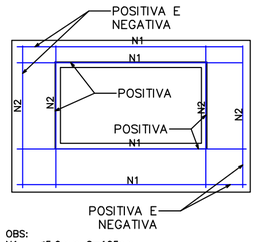

OBS:
N1 – ø5,0mm C=105cm
N2 – ø5,0mm C=65cm

DETALHE ARMADURA DA TAMPA
ESC. 1:25

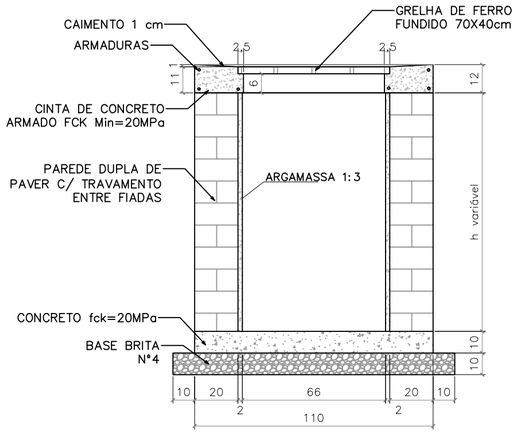

CORTE A–A
ESC. 1:20

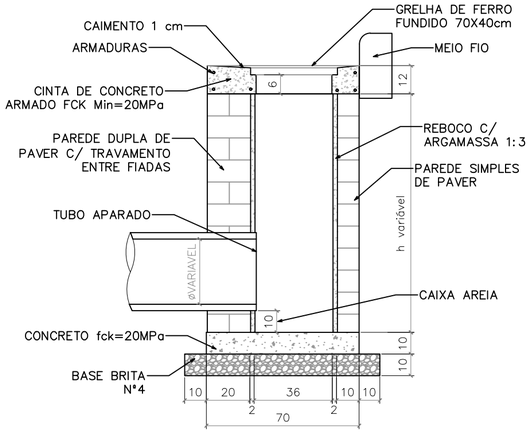

CORTE B–B
ESC. 1:20

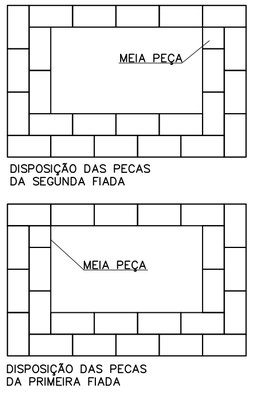

DISPOSIÇÃO DAS PECAS DA SEGUNDA FIADA

DISPOSIÇÃO DAS PECAS DA PRIMEIRA FIADA

DETALHE TRAMA DAS FIADAS
ESC. 1:20

QUANTITATIVO DRENAGEM
TUBOS C/ DIÂMETRO DE 50cm = 16,00m
TUBOS C/ DIÂMETRO DE 60cm = 50,00m
CAIXAS DE CAPTAÇÃO = 2
CAIXAS DE JUNÇÃO DN60 = 01
ALA CONCRETO D=60 = 01

ESTADO DE SANTA CATARINA
PREFEITURA MUNICIPAL DE RANCHO QUEIMADO
SECRETARIA DE OBRAS, ESTRADAS E SERVIÇOS URBANOS
Praça Leonardo Sell, 40 - Centro - Rancho Queimado/SC

PROJETO: OBRA DE PAVIMENTO RÍGIDO EM CONCRETO ARMADO E DRENAGEM COMPLEMENTAR

LOCAL: RUA PEDRO FELIPE HUGEN - BAIRRO: RIO DOS QUATIS

CONTEÚDO: P. BAIXA DRENAGEM, PERFIL TERRENO, DETALHES

RESP. TÉCNICO:

VERSÃO: EMISSÃO INICIAL

DATA: 02/07/2019

PRANCHA: 03/07